

Hickman County Extension Office  
329 James H Phillips Drive  
P.O. Box 198  
Clinton, KY 42031  
Phone: (270) 653-2231



University of Kentucky  
College of Agriculture,  
Food and Environment  
*Cooperative Extension Service*



# Hickman County Agriculture and Natural Resources Newsletter

---

## MARCH/APRIL 2023

**Cooperative Extension Service**  
Agriculture and Natural Resources  
Family and Consumer Sciences  
4-H Youth Development  
Community and Economic Development

Educational programs of Kentucky Cooperative Extension serve all people regardless of economic or social status and will not discriminate on the basis of race, color, ethnic origin, national origin, creed, religion, political belief, sex, sexual orientation, gender identity, gender expression, pregnancy, marital status, genetic information, age, veteran status, or physical or mental disability. University of Kentucky, Kentucky State University, U.S. Department of Agriculture, and Kentucky Counties, Cooperating.

LEXINGTON, KY 40546



Disabilities  
accommodated  
with prior notification.

# Kentucky Soybean

## Planting Recommendations

After experiencing the warmest winter on record for most of the state, producers are gearing up for planting season. With above average soil temperatures some may even be tempted to plant earlier than usual. Regardless, it is always good to refresh with the fundamentals of soybean planting in Kentucky.

### Planting Date and Soil Temperature

To achieve maximum yield of a full-season soybean crop the recommended planting date for Western Kentucky is mid-April through early May and by mid-May in Central Kentucky, but soil temperatures need to be warm enough before starting. Soil temperatures 2 inches below the ground need to reach and **sustain** at least 50°F, and there also needs to be no risk for a killing freeze. Cool, wet soil conditions can result in delayed emergence as well as slower germination. Seed vigor is important to know when planting into cool, wet conditions. Vigor ratings are not on most seed labels but can easily be obtained by asking the seed dealer or submitting a sample to [UK regulatory services](#).


### Seed Treatment and Pest Management

If soybeans are planted into cooler soil conditions, precautions such as fungicide and insecticide seed treatments should also be considered. Fields with a history of Sudden Death Syndrome (SDS) can still be planted early, however, specific seed treatment products that have efficacy against SDS and highly resistant varieties should be considered. Insect pressure can also cause stand losses. Bean leaf beetle damage can be easily identified by pitting of the cotyledons after emergence. An insecticide seed treatment should also be considered, especially if an early planting date is attempted.

### Planting Depth, Seeding Rate and Inoculant

The recommended harvest population of soybean plants is 100,000 plants/acre. With all factors being considered such as germination rate, stand losses from insects, seedling diseases, and cool soil conditions, seeding rate should reflect the expected losses to these factors. Soybeans should be planted between 1 and 2 inches deep in the soil. If seeding depth is deeper, the risk increases for the seed not emerging from ground. Fields that have been overly wet through the winter or have not had a recent history of soybean planting, 3 to 5 years, should be inoculated when planting.

Additional information is available in UK extension publication [ID: 249: Soybean Management in Kentucky](#) and [AGR-130](#).



**Conner Raymond**  
Extension Associate Grain Crops  
(859) 365-7541 ext 21352  
[Conner.raymond@uky.edu](mailto:Conner.raymond@uky.edu)



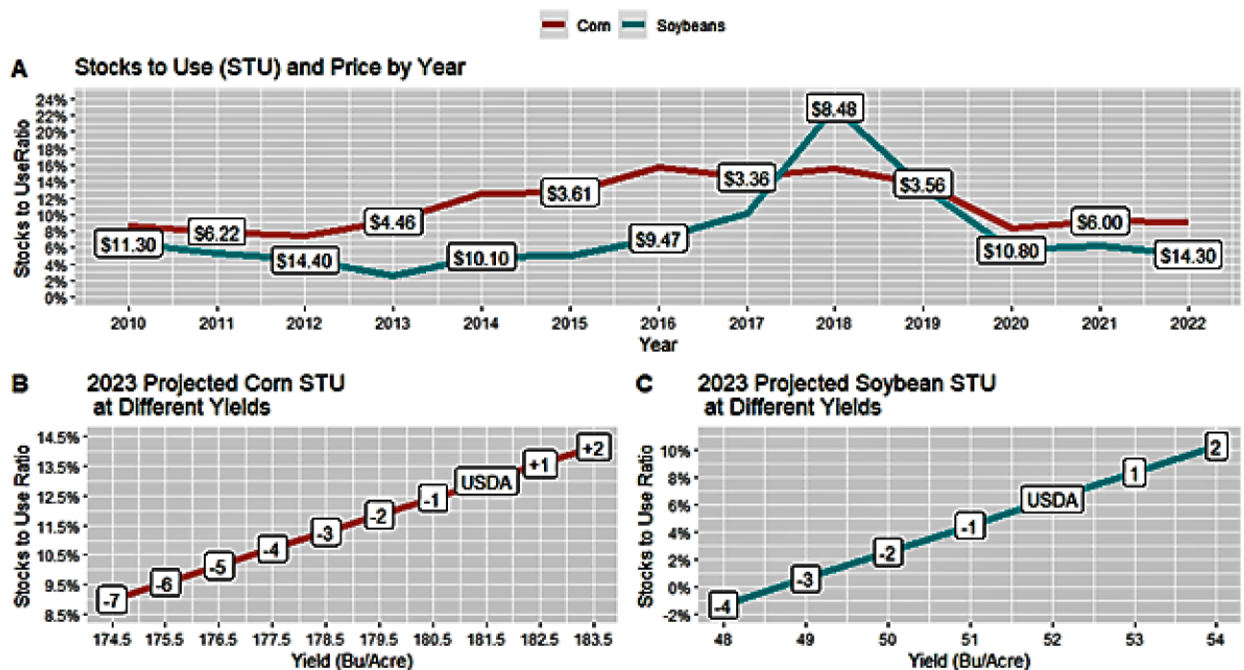
**Carrie Knott, Ph.D.**  
Grain Crops Extension Specialist,  
Princeton UKREC Managing Director  
(859) 562-1320  
[Carrie.Knott@uky.edu](mailto:Carrie.Knott@uky.edu)  
[@KYGrains](#)

## 2023 Corn and Soybean Projections

The current USDA projection for 2023 average corn yield is 181.5 bushels/acre, which results in a projected STU ratio of 13% and a price forecast of \$5.60/bushel. Over-estimation of yields by the USDA could indicate STU and prices closer to 2021 or 2022, depending on how many bushels the actual average yield is under the projection. If actual yield exceeds USDA projections, the STU ratio would increase, likely causing prices to fall under \$5.60/bushel.

Analysis of soybean yield tells a more exciting story. The USDA is projecting an average soybean yield of 52 bushels/acre, STU of 6.44%, and an average price of \$12.90/bushel for 2023. Suppose the average soybean yield is just one bushel short, and harvested soybean acres projections are accurate. In this case, the STU ratio falls to 4.5%, which has not occurred since 2012, when the drought caused supply shortages and soybean prices of \$14.40/bushel. Further thinning of soybean yield could push soybean prices closer to 2012 levels.

In conclusion, USDA Ag Outlook Forum projections indicate that the soybean STU ratio is more sensitive to over-projection of yield than corn. These results may show a possible upside to soybean prices if planted and harvested acres are correct, but the average yield is over-projected, or vice versa. USDA planted acre projections will become more accurate as spring planting progresses, giving additional insight into how yield misses could affect STU for corn and soybeans.



Sources:

U.S. Department of Agriculture –Office of the Chief Economist (USDA-OCE). WASDE report. Available on-line at: <https://www.usda.gov/oc/commodity/wasde>

U.S. Department of Agriculture –Office of the Chief Economist (USDA-OCE). WASDE report. Available on-line at: <https://www.usda.gov/oc/ag-outlook-forum/commodity-outlooks>

U.S. Department of Agriculture – National Agricultural Statistics Service (USDA-NASS). Quick Stats. Available on-line at: <https://quickstats.nass.usda.gov/>



**Dr. Grant Gardner**  
 Assistant Extension Professor  
 Agricultural Economics  
 (859) 257-7280  
 Grant.Gardner@uky.edu

# 2023 Corn and Soybean Fungicide Efficacy Guides Now Available

The 2023 fungicide efficacy tables for foliar diseases of corn and soybean, and for soybean seedling diseases have been updated, and are now available through the Crop Protection Network website: <https://cropprotectionnetwork.org/>

These tables are updated annually based on data provided by United States Extension plant pathologists, with efficacy determined through replicated research trials across a broad geographic area. Kentucky research trial data are included in the development of these national fungicide efficacy ratings.

The ratings in these guides reflect the efficacy of a fungicide against a given disease, and are not rating yield response to a fungicide. It is an applicators legal responsibility to read and follow label directions. Updated tables include:

[Fungicide Efficacy for Control of Corn Diseases](#)

[Fungicide Efficacy for Control of Soybean Seedling Diseases](#)

[Fungicide Efficacy for Control of Soybean Foliar Diseases](#)

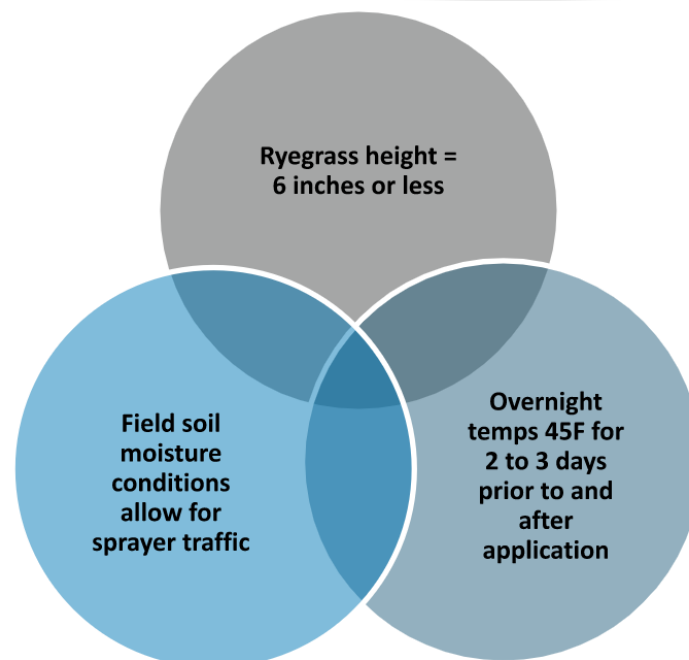
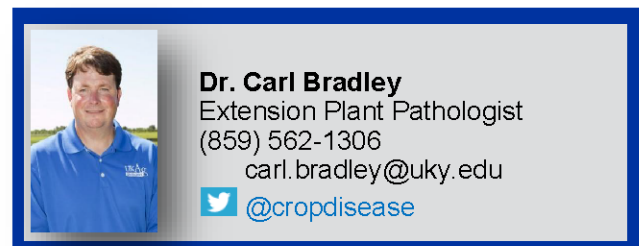


Figure 1. The optimal window for Italian (annual) ryegrass burndown occurs when all three of these parameters occur at the same time

Read the entire article titled "Start the Growing Season on a Positive with a Successful Burn-down" online at [kygrains.info](http://kygrains.info)

# Bait Registered under Section 24(c) to Manage Slugs & Snails on Soybeans in KY

During the last couple of years, slugs and snails have become serious pests of soybeans in many areas of the North Central U.S., including Kentucky, Illinois, Indiana, Ohio, and West Virginia. These mollusks feed on germinating seeds until the V<sub>0</sub> to V<sub>4</sub> growth stages of soybean plants.

Typically, cotyledons (Figure 1) and unifoliolate leaves are damaged; however, when the apical meristem is destroyed, the plant growth is totally thwarted causing plant death (Figure 2).

Outbreaks of mollusks can reduce plant densities, and there is no rescue treatment when this occurs. Replanting is the only option for commercial soybean farmers when damage to plant stands is severe. However, if farmers scout in the spring, they can use metaldehyde baits as a preventative control management practice.



*Figure 1. Snail feeding on a soybean cotyledon (Photo: Raul Villanueva, UK)*

## Metaldehyde Baits & Scouting

Recently, Deadline® M-Ps™ (metaldehyde) was registered in Kentucky to be used in soybeans under FIFRA 24(c) special local needs (SLN). Although there is no threshold for slugs, scouting should be conducted before spreading the metaldehyde baits. Scouting for mollusks may be conducted after rains and on foggy days with cool temperatures in order to find slugs or snails early in the morning, or scout just before or after sunset. The applications of baits should follow the manufacturer's directions.

The EPA SLN label for Deadline® M-Ps™ is located [here](#).



*Figure 2. Six soybean plants with the apical meristem completely consumed by slugs (red arrows); the only plant that will produce beans is on the left side of the picture (Photo: Raul Villanueva, UK).*

By Raul T. Villanueva, Entomology Extension Specialist

# 2023 WHEAT FIELD DAY

## **TOPICS INCLUDE:**

### **Drone Regulations, Applications, and Economics**

Dr. Josh Jackson & Dr. Tim Stombaugh  
UK Extension Agriculture Engineers

### **Wheat Market Outlook**

Dr. Grant Gardner  
New UK Extension Marketing Specialist

### **UKY Oat and Rye Breeding**

Dr. Lauren Brzozowski  
New UK Small Grains Breeder

### **Wheat vs Weather: A Reoccurring Battle**

Kinsey Hamby  
UK PSS Graduate Student

### **Management of Fusarium Head Blight**

Dr. Carl Bradley  
UK Extension Pathologist

### **Wheat Agronomics**

Conner Raymond  
UK Grain Crops Extension Associate

### **Variety Trial Walk Through**

Dr. Dave Van Sanford & Bill Bruening  
UK Wheat Breeder & Researcher Specialist

### **Sustainable Management of Wheat for the Presence of Natural Enemies in Grain & Soybeans**

Dr. Raul Villanueva  
UK Extension Entomologist

**May 9, 2023**

**UKREC Farm**

**1205 Hopkinsville Rd,  
Princeton KY 42445**

**9am – noon (Central time)**

**Registration: 8 am**



University of Kentucky  
College of Agriculture,  
Food and Environment  
Cooperative Extension Service

**Wheat Science**

Lunch sponsored by:



Educational programs of Kentucky Cooperative Extension serve all people regardless of economic or social status and will not discriminate on the basis of race, color, ethnic origin, national origin, creed, religion, political belief, sex, sexual orientation, gender identity, gender expression, pregnancy, marital status, genetic information, age, veteran status, or physical or mental disability.



# Strawberry Salsa

<b>1 tablespoon</b> olive oil	<b>2 cups</b> , coarsely chopped fresh strawberries	<b>2 cups</b> chopped cherry or grape tomatoes
<b>2 tablespoons</b> white vinegar or white balsamic vinegar	<b>8</b> green onions, chopped	<b>½ cup</b> chopped fresh cilantro
<b>½ teaspoon</b> salt		

**1. Whisk** olive oil, vinegar, and salt in large bowl.

**2. Add** strawberries, green onions, tomatoes, and cilantro. Toss to coat.

**3. Cover** and chill for 1 hour.

**4. Serve** with tortilla or pita chips.

**Yield:** 7, ½ cup servings.

**Nutrition Analysis:**

*40 calories; 2 g fat; 0 g saturated fat; 0 mg cholesterol; 170 mg sodium; 6 g carbohydrate; 1 g fiber; 4 g sugar; 1 g protein; 60% of vitamin C.*

**Source:** [www.fruitsandveggiesmatter.gov](http://www.fruitsandveggiesmatter.gov)

Buying Kentucky Proud is easy. Look for the label at your grocery store, farmers' market, or roadside stand.



## Kentucky Strawberries

**SEASON:** May through June

**NUTRITION FACTS:** Strawberries are low in calories and high in nutrients. One cup strawberries contain 55 calories. Strawberries are a great source of vitamin C. They also contain vitamin A, iron, fiber, and folic acid. Folic Acid is especially important for childbearing women. When consumed in adequate amounts, it has been proven to prevent certain birth defects.

**SELECTION:** Choose fully ripened, bright red berries. Strawberries do not ripen after they have been picked. Berries should be plump and have a natural shine with bright green, fresh looking caps. Use strawberries as soon after picking as possible for the best flavor and highest nutritional value.

**STORAGE:** Store strawberries in the refrigerator, covered, unwashed, with the caps on. Do not crowd. If you have the space, gently spread the berries on a cookie sheet and cover with plastic wrap. Use berries within 2 to 3 days.

**HANDLING:** Handle strawberries gently. Never remove

the caps before washing. The cap prevents water from soaking into the berry, which lessens the flavor and changes the texture. To wash, cover berries in cold water and lift gently out of the water to drain. Dry by placing berries in a single layer on paper towels.

After washing, remove the caps if necessary. Give the cap a gentle twist or use the point of a sharp paring knife or pointed spoon.

Pat berries dry with paper towels before serving whole or sliced, fresh or cooked.

**STRAWBERRIES**

**Kentucky Proud Project**

County Extension Agents for Family and Consumer Sciences  
University of Kentucky, Nutrition  
and Food Science students

**March 2011**

Educational programs of Kentucky Cooperative Extension serve all people regardless of race, color, age, sex, religion, disability, or national origin. For more information, contact your county's Extension agent for Family and Consumer Sciences or visit [www.ca.uky.edu/fcs](http://www.ca.uky.edu/fcs).

COOPERATIVE  
EXTENSION  
SERVICE



For more information follow us at

<https://hickman.ca.uky.edu/>

or

Hickman County Cooperative  
Extension Service on Facebook

Agent for Agriculture and  
Natural Resources



**University of Kentucky**  
College of Agriculture,  
Food and Environment  
*Cooperative Extension Service*

Hickman County Cooperative  
329 James H Phillips Drive  
Clinton KY 42031

RETURN SERVICE REQUESTED